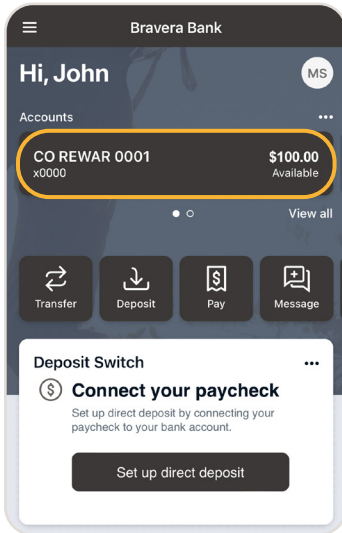
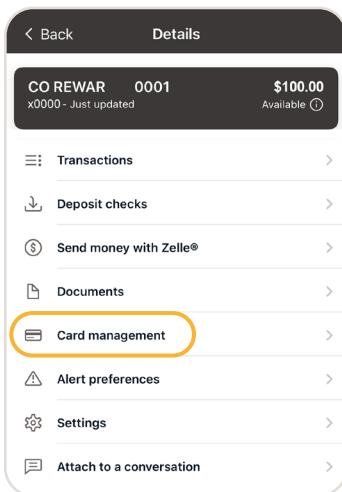


# SETTING DEBIT CARD ALERTS AND PROTECTIONS

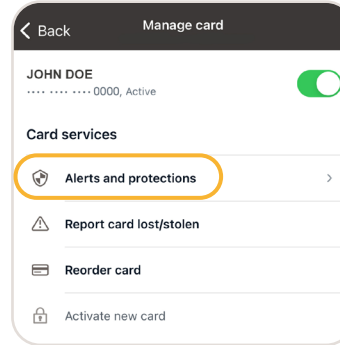
1. Open the Bravera mobile app and log in to your account
2. Click on the account you'd like to set alerts and protections for on the home screen



3. In the details menu, click 'Card management'

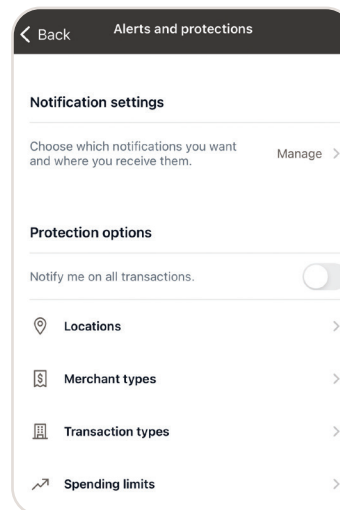


4. In the card management menu, click 'Alerts and protections'



5. The alerts and protections menu is where you can manage your debit card:

- ◆ Turn your card on or off
- ◆ Set transaction spending limits
- ◆ Set up instant alerts on certain types of transactions
- ◆ Set a specific region where the card can be used or restrict usage based on your mobile device's location
- ◆ Set parental controls and monitoring



**We're here to help.**

If you have any questions, call us at 877-483-6811 or chat with us through your online or mobile banking app.



**BRAVERA**  
BANK

Member  
FDIC